

# Thermowell Bar stock Flanged



### Features:

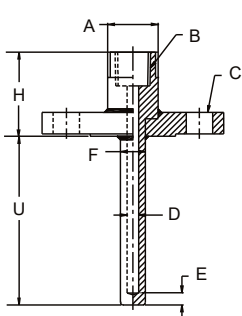
- Design as per PTC 19.3
- These Thermowells are manufactured from solid bar stock and installed into the process by using a flanged connection
- This design is suitable for all type of RTD's, Thermocouples, Mechanical as well as digital thermometers
- Full penetration welded
- Available in various shapes like Straight, straight with reduced tip, partial taper & full taper
- All type of flanges and flange facings are available as per ANSI / DIN / JIS & BS

### Applications:

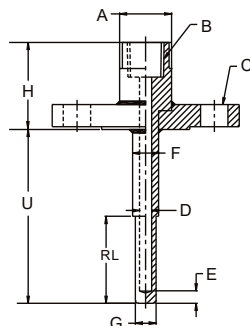
- Petrochemical Plants
- Engineering Plants
- Chemical Plants
- On shore
- Off shore
- Other similar process industries

### Thermowell Drawings

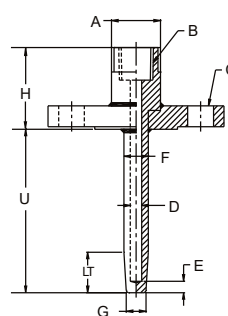
**S - Straight**



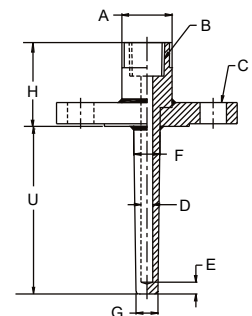
**R - Reduced tip**



**P - Partial taper**



**F - Full taper**



- A** - Finished head size
- B** - Instrument Connection
- C** - Flange
- D** - Bore Diameter

- E** - Tip thickness
- F** - Major diameter
- G** - Minor diameter
- H** - Extension length

- U** - Insertion length
- RL** - Reduced tip length
- LT** - Taper length

Ordering codes

<b>1. Type</b>				<b>S</b>	<b>8. Flange Finish</b>				<b>1</b>							
<b>S</b>	Straight		<b>P</b>		Partial Taper		<b>1</b>	125 AARH		<b>2</b>	63 AARH					
<b>R</b>	Straight Reduced Tip		<b>F</b>	Full Taper												
<b>2. Well Material</b>				<b>S6</b>	<b>9. Extension Length "H"</b>				<b>50mm</b>							
<b>S6</b>	AISI 316 SS		<b>HC</b>		Hastelloy C		Please specify in mm									
<b>S6L</b>	AISI 316L SS		<b>Ni</b>	Nickel		<b>10. Finish Head Size "A"</b>				<b>28mm</b>						
<b>S4</b>	AISI 304 SS		<b>Ti</b>	Titanium		Please specify in mm										
<b>S4L</b>	AISI 304L SS		<b>In8</b>	Incolloy 800		<b>11. Type of head</b>				<b>H</b>						
<b>S2</b>	AISI 321 SS		<b>In6</b>	Inconel 600		<b>H</b>	Hex		<b>R</b>		Round		<b>RS</b>	Round with spanner slot		
<b>S1</b>	AISI 310 SS		<b>Mo</b>	Monel		<b>12. Bore Diameter "D"</b>				<b>7mm</b>						
<b>CS</b>	Carbon Steel				<b>A</b>	6.6mm		<b>B</b>	7mm		<b>C</b>	8.5mm		<b>D</b>	9mm	
<b>3. Flange Material</b>				<b>S6</b>	<b>13. Major Diameter "F"</b>				<b>F22 (S)</b> OR <b>F22-G18</b> <b>-RL100 (R)</b> OR <b>F22-G18</b> <b>-LT150(P)</b> OR <b>F22-G18(F)</b>							
<b>S6</b>	AISI 316 SS		<b>HC</b>		Hastelloy C		<b>For S type</b> Specify in mm Major Diameter "F" For e.g.: <b>F22</b> for 22 mm									
<b>S6L</b>	AISI 316L SS		<b>Ni</b>	Nickel		<b>For R type</b> Specify in mm Major Diameter of step "F" For e.g.: <b>F22</b> for 22 mm Minor Diameter of step "G" For e.g.: <b>G18</b> for 18 mm Length of step "RL" For e.g.: <b>RL100</b> for 100 mm										
<b>S4</b>	AISI 304 SS		<b>Ti</b>	Titanium		<b>For P type</b> Specify in mm Major Diameter of Taper "F" For e.g.: <b>F22</b> for 22 mm Minor Diameter of Taper "G" For e.g.: <b>G18</b> for 18 mm Length of Taper "LT" For e.g.: <b>LT150</b> for 150 mm										
<b>S4L</b>	AISI 304L SS		<b>In8</b>	Incolloy 800		<b>For F type</b> Specify in mm Major Diameter of Taper "F" For e.g.: <b>F22</b> for 22 mm Minor Diameter of Taper "G" For e.g.: <b>G18</b> for 18 mm										
<b>S2</b>	AISI 321 SS		<b>In6</b>	Inconel 600		<b>14. Tip Thickness "E"</b>				<b>5mm</b>						
<b>S1</b>	AISI 310 SS		<b>Mo</b>	Monel		Please specify in mm										
<b>CS</b>	Carbon Steel				<b>15. Insertion Length "U"</b>				<b>250mm</b>							
<b>4. Instrument Connection</b>				<b>15BF</b>	<b>16. Options</b>					<b>MT</b>						
<b>15BF</b>	1/2" BSP[F]		<b>20BF</b>		3/4" BSP[F]		<b>TG</b>	SS tag plate								
<b>15NF</b>	1/2" NPT[F]		<b>20NF</b>	3/4" NPT[F]		<b>PG</b>	Plug & chain in SS									
<b>15BTF</b>	1/2" BSPT[F]		<b>20BTF</b>	3/4" BSPT[F]		<b>LM</b>	Laser Marking									
<b>25BF</b>	1" BSP[F]		<b>M18</b>	M18x1.5(F)		<b>CF</b>	Counter Flange with studs, nuts & gasket									
<b>25NF</b>	1" NPT[F]		<b>M20</b>	M20x1.5(F)		<b>IB</b>	IBR certification									
<b>25BTF</b>	1" BSPT[F]		<b>M22</b>	M22x1.5(F)		<b>MC</b>	Mechanical test certificate									
<b>M24</b>	M24x1.5(F)		<b>15PF</b>	1/2"PF(F)		<b>UT</b>	Ultrasonic test									
<b>M27</b>	M27x2(F)		<b>15GF</b>	1/2"G(F)		<b>CT</b>	Chemical composition test									
<b>M33</b>	M33x2(F)		<b>20GF</b>	3/4"G(F)		<b>MT</b>	Material Conformity test									
<b>5. Flange Type</b>				<b>1</b>	<b>14. Tip Thickness "E"</b>				<b>5mm</b>							
<b>1</b>	Blind Flange		<b>2</b>		SORF Flange		Please specify in mm									
<b>6. Flange "C" (Size &amp; Rating)</b>				<b>B10</b>	<b>15. Insertion Length "U"</b>				<b>250mm</b>							
Refer <b>page 3</b> Flange table for code selection					Please specify in mm											
<b>7. Flange Facing Type</b>				<b>R</b>	<b>16. Options</b>				<b>MT</b>							
<b>R</b>	Raised		<b>F</b>		Flat		<b>RG</b>	Radiography for welding								
<b>J</b>	Ring type Joint															

Ordering Example: T2-S-S6-S6-15BF-1-B10-R-1-50MM-28MM-H-7MM-F22-5MM-250MM-MT

Note: Specifications and dimensions given in this product catalogue represents the state of engineering at the time of printing. Modifications may take place and materials specified may be replaced by others without prior notice.

### Flange table with connection codes

**AS PER DIN 2527**

DN	PN	CODE	
10	6	A01	
	10	A02	
	16	A03	
	25	A04	
	40	A05	
	64	A06	
	100	A07	
	160	A08	
	250	A09	
	400	A10	
15	6	A11	
	10	A12	
	16	A13	
	25	A14	
	40	A15	
	64	A16	
	100	A17	
	160	A18	
	250	A19	
	400	A20	
20	6	A21	
	10	A22	
	16	A23	
	25	A24	
	40	A25	
25	6	A26	
	10	A27	
	16	A28	
	25	A29	
	40	A30	
	64	A31	
	100	A32	
	160	A33	
	250	A34	
	400	A35	
32	6	A36	
	10	A37	
	16	A38	
	25	A39	
	40	A40	
	40	6	A41
		10	A42
		16	A43
		25	A44
		40	A45
64		A46	
100		A47	
160		A48	
250		A49	
400		A50	
50	6	A51	
	10	A52	
	16	A53	
	25	A54	
	40	A55	
	64	A56	
	100	A57	
	160	A58	
	250	A59	
	400	A60	

DN	PN	CODE
65	6	A61
	10	A62
	16	A63
	25	A64
	40	A65
	64	A66
	100	A67
	160	A68
	250	A69
	400	A70
80	6	A71
	10	A72
	16	A73
	25	A74
	40	A75
	64	A76
	100	A77
	160	A78
	250	A79
	400	A80

**AS PER JIS - B 2210**

NOMINAL SIZE	RATING /CLASS	CODE
10A	5K	B57
	10K	B58
	40K	B59
15A	5K	B60
	10K	B61
	40K	B62
20A	5K	B63
	10K	B64
	40K	B65
25A	5K	B66
	10K	B67
	40K	B68
32A	5K	B69
	10K	B70
	40K	B71
40A	5K	B72
	10K	B73
	40K	B74
50A	5K	B75
	10K	B76
	40K	B77
	5K	B78
65A	10K	B79
	40K	B80
	5K	B81
80A	10K	B82
	40K	B83

**AS PER DIN 2642**

DN	PN	CODE
10	10	A90
15		A91
20		A92
25		A93
32		A94
40		A95
50		A96
65		A97
80		A98

**AS PER DIN 2633**

DN	PN	CODE
10	16	A81
15		A82
20		A83
25		A84
32		A85
40		A86
50		A87
65		A88
80		A89

**AS PER DIN 2635**

DN	PN	CODE
10	40	A99
15		B01
20		B02
25		B03
32		B04
40		B05
50		B06
65		B07
80		B08

**AS PER ANSI B 16.5**

NOMINAL SIZE	RATING /CLASS	CODE
1/2"	150	B09
	300	B10
	600	B11
	900	B12
	1500	B13
	2500	B14
	150	B15
3/4"	300	B16
	600	B17
	900	B18
	1500	B19
	2500	B20
1"	150	B21
	300	B22
	600	B23
	900	B24
	1500	B25
	2500	B26
	150	B27
	300	B28
	600	B29
	900	B30
1500	B31	
2500	B32	
1 1/4"	150	B33
	300	B34
	600	B35
	900	B36
	1500	B37
	2500	B38
	150	B39
300	B40	
600	B41	
900	B42	
1500	B43	
2500	B44	
1 1/2"	150	B45
	300	B46
	600	B47
	900	B48
	1500	B49
	2500	B50
	150	B51
300	B52	
600	B53	
900	B54	
1500	B55	
2500	B56	

**AS PER BS - 10**

NOMINAL SIZE	TABLE	CODE	
1/2"	D	B84	
	E	B85	
	F	B86	
	H	B87	
	J	B88	
	K	B89	
	150	D	B90
3/4"	E	B91	
	F	B92	
	H	B93	
	J	B94	
	K	B95	
1"	D	B96	
	E	B97	
	F	B98	
	H	B99	
	J	C01	
	K	C02	
	150	D	C03
1 1/4"	E	C04	
	F	C05	
	H	C06	
	J	C07	
	K	C08	
	150	D	C09
1 1/2"	E	C10	
	F	C11	
	H	C12	
	J	C13	
	K	C14	
	150	D	C15
	2"	E	C16
F		C17	
H		C18	
J		C19	
K		C20	
150		D	C21
2 1/2"	E	C22	
	F	C23	
	H	C24	
	J	C25	
	K	C26	
	150	D	C27
3"	E	C28	
	F	C29	
	H	C30	
	J	C31	
	K	C32	